

# Mullions

## Mullions

**Removable steel mullions** Mullions provide single door performance in double door openings with rim devices. Mullions are easily removed by loosening bottom set screw and removing top fitting cover. The top mullion fitting is attached to the frame and is concealed by the fitting cover.

Steel mullions are 2" (51mm) wide and 3" (76mm) deep, with a wall thickness of  $\frac{1}{8}$ " (3mm).

Mullions are shipped with mounting screws and prepared for strikes. Strikes are not included except where indicated.

Steel mullions are available in SP28 and SP313 finishes. Consult factory for other powder coat finish options.

**KR – Keyed removable steel mullions** makes removal faster and easier by a single operation of the mortise cylinder. Once mullion is removed, large equipment or furniture can freely pass through the opening. The unit will self lock when re-installed, without use of the cylinder key. Uses a  $1\frac{1}{4}$ " mortise cylinder with a straight cam (Schlage cam reference B502-191). Cylinders are sold separately. Prefix mullion model with "KR".

**Removeable aluminum mullions** are  $1\frac{1}{16}$ " (27mm) wide on face closest to the door and  $2\frac{3}{8}$ " (60mm) at the widest point. The depth is  $3\frac{1}{8}$ " (79mm) with a wall thickness of  $\frac{1}{8}$ " (3mm).

Aluminum mullions are available in US4, US10, US28, 313 and 315 finishes. Consult factory for other powder coat finish options.


Stock Hollow Metal Applications for devices mounted to cover ANSI 161 cutouts are higher than the standard mullion strike location. Consult the factory for special strike preparation or order a blank mullion. See below.

Blank Mullions are furnished without strike preparation. They are used to mount devices at a strike height different from the standard mullion preparation.


### To order, specify:

1. For keyed Removable option on steel mullions, prefix model number with "KR"
2. Model number.
3. Height of opening
4. Finish
5. Handing if required.
6. Centerline deviation (refer to device template for standard centerline).
7. Strikes, when required, should be ordered with device.
8. For keyed Removable option on steel mullions, prefix model number with "KR"

Removable mullions



Keyed removable steel mullions




# Mullions

## Steel mullions

**1654** Prepared for two 1606 strikes. **If 1606 strikes are not specified on the order, two per mullion will be added. Additional charges apply.**

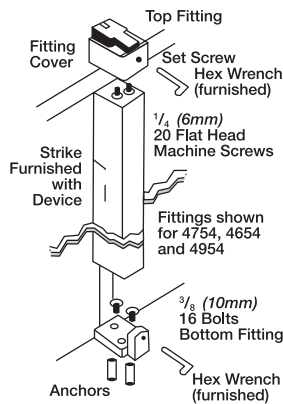
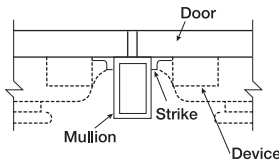
**4954** Prepared for 264 or 299 strikes. For use with all Von Duprin Panic rim devices. **Note: specify strike choice with device.**

 **9954** Prepared for and must be used with two 268 strikes (88-F device), or two 499F (22-F, 98-F, 99F devices). UL fire labeled mullion for up to 3 hour opening using Von Duprin fire exit rim devices. This mullion is not easily removed due to special fittings.

22-F and 88-F devices are rated up to 8' x 8" (2438mm x 2438mm).


98-F and 99-F devices are rated up to 10'0" (3048mm).

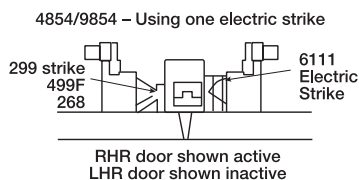
**Note:** If 268 or 499F strikes are not specified on the order, two per mullion will be added. Additional charges apply.



**4754** Prepared for two 4263 monitor strikes.

**4854** Prepared for one 299 and one 6111 electric strike. Indicate handing for electric strike.

 **9854** Prepared for one 268 or 499F strike and one 6111 electric strike. Indicate handing for electric strike. UL fire labelled mullion for up to 3 hour openings up to 8' x 8' (2438mm x 2438mm) using Von Duprin Fire Exit Rim Devices



## Aluminum mullions

**5654** Prepared for two 264 or 299 strikes with weatherstripping. Includes one set of 154 stabilizers.

**5754** Prepared and furnished with one 1408 double door strike. Includes one 154 stabilizer set. Note: specify device "less strike".

### Sizes for mullions

1654, 4954, 4754, 4854, 5654	9854, 9954
7' 2" (2184mm)	7' 3" (2210mm)
*8' 2" (2489mm)	8' 3" (2475mm)
*10' 2" (3099mm)	10' 3" (3124mm)

**KR1654, KR4954, KR4754, KR4854 KR9854\*\*, KR9954\*\*\***

7' 6" (2286mm)	7' 5" (2261mm)
8' 6" (2591mm)	*8' 5" (2565mm)
10' 6" (3200mm)	*10' 5" (3175mm)

\* Only qualifying applications will be provided with UL Label.

\*\* Fire rated same as 9854

\*\*\* Fire rated same as 9954

**Angle plate** is used with narrow transom frames. The plate attaches to the transom extending the surface area needed to mount the mullion. Must be ordered separately. Specify finish.



**154 Stabilizer** is a two-piece interlocking set. One piece mounts on the mullion with the top mounting hole 5<sup>3</sup>/<sub>16</sub>" (148mm) below the centerline of the strike; the other piece mounts on the door. Shims are provided to adjust for misalignment between the door and mullion.

The set maintains integrity between the door and mullion to prevent vandalism and to ensure contact between the device and strike as the doors expand and contract with temperature changes.

Furnished standard on aluminum mullions; optional for steel and all blank steel mullions.



**MT54 Storage kit** is a set of floor and wall brackets that provide convenient storage of the keyed removable mullion when removed from the opening.

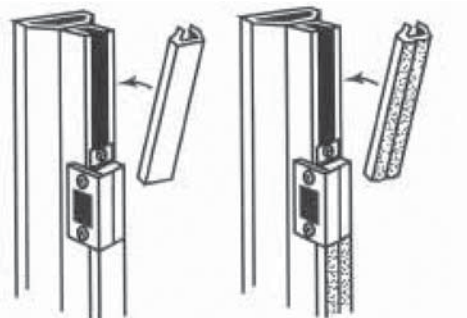
### To order, specify

1. Model MT54.
2. Finish SP28, SP313, or SPBLK

# Weatherstripping

## Weatherstripping

Weatherstripping prevents cold air from blowing between doors and mullion. It also serves as a silencer when the door is closed against the mullion. The silicone treated weatherstrip pile is bonded to a polypropylene backing. A slide-in molding houses the weatherstripping, covers mounting screws of the strike and extends to both the top and bottom of the mullion. Available on aluminum mullions only.



Standard edging

Edging with weatherstripping