







# 6100ED Series Wide Stile Trims

## 420F Series Escutcheon Trim



- Certified ANSI/BHMA A156.3, Grade 1
- Thrubolt. 1-3/4" (44mm) door standard. For doors thru 2-1/4" (57mm) or shim-mounted devices, specify on order.
- Dimensions: 2-1/2" x 9-1/2" x 1/4" (64mm x 241mm x 6mm)
- Available only with AU/MO/PB levers
- Cylinders not included. For rim cylinders, see pages 39.
- Finishes: 630, 689, 691, 693 and 695
- 1-year warranty
- Ordering Example: PB428F x LHR x 689

								
Applications	Cylinder	Exit Only Blank Plate	Nightlatch	Classroom/Storeroom	Nightlatch	Dummy Free Wheeling	Passage	Dummy Rigid Lever
6100ED(F), 6150ED(F), 6160ED(F), 6170ED(F)	Rim	420F	421F*	426F	427F*	428F	428F	429F
ANSI		01	03	08/09	03	02	14	02

\*Not recommended for use with 6170ED(F) surface vertical rod exit devices or 6160ED(F) concealed vertical rod devices.  
Note: 09 and Free Wheeling 02 achieved with single trim modification at installation.